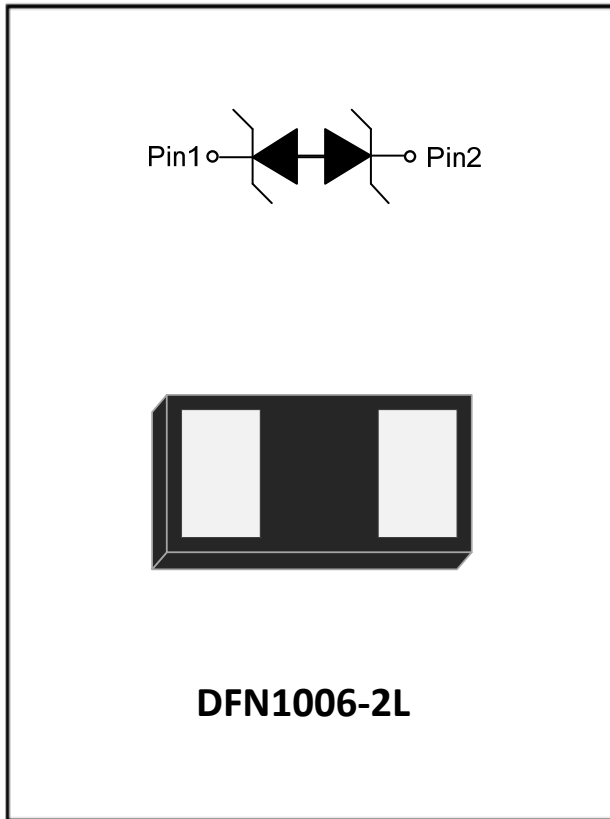


1-Line, Bi-directional, Ultra-low Capacitance Transient Voltage Suppressor



Features

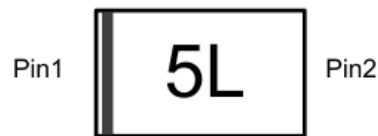
- Stand-off voltage: 5.5V Max
- Transient protection for each line according to
IEC61000-4-2(ESD): $\pm 20\text{kV}$ (contact)
IEC61000-4-5(surge): 3.5A (8/20 μs)
- Ultra-low leakage current
- Ultra low clamping voltage
- Low clamping voltage:
 $V_{CL} = 20\text{V typ. @ IPP} = 16\text{A (TLP)}$
- RoHS Compliant

Applications

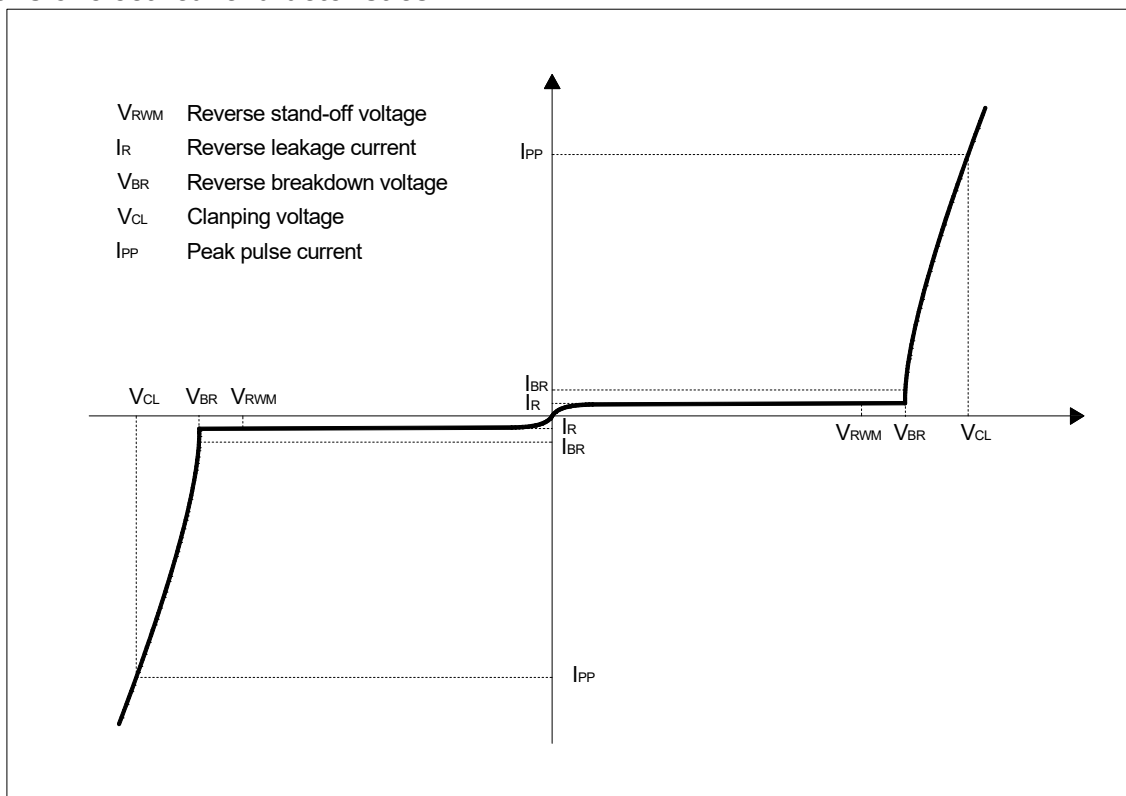
- USB 2.0 and USB 3.0
- HDMI 1.3, HDMI 1.4 and HDMI 2.0
- SATA and eSATA interface
- DVI
- IEEE 1394
- Portable Electronics and Notebooks

Mechanical Data

- Package: DFN1006-2L
- Case Material: "Green" Molding Compound
- Marking Information: See Below



■Definitions of electrical characteristics





ESDSL5V5LBS1

■Maximum Ratings

PARAMETER	SYMBOL	LIMITS	UNIT
Peak pulse power ($t_p = 8/20\mu s$)	P_{pk}	56	W
Peak pulse current ($t_p = 8/20\mu s$)	I_{PP}	3.5	A
ESD according to IEC61000-4-2 air discharge	V_{ESD}	± 20	kV
ESD according to IEC61000-4-2 contact discharge		± 20	
Junction temperature	T_J	125	$^{\circ}C$
Storage temperature	T_{STG}	-55~150	$^{\circ}C$

■Electrical Characteristics ($T_a=25^{\circ}C$ Unless otherwise specified)

PARAMETER	Symbol	UNIT	Conditions	Min	Typ	Max
Reverse maximum working voltage	V_{RWM}	V				5
Reverse leakage current	I_R	nA	$V_{RWM} = 5V$			50
Reverse breakdown voltage	V_{BR}	V	$I_{BR} = 1mA$	7	8	9
Clamping voltage ¹⁾	V_{CL}	V	$I_{PP} = 16A, t_p = 100ns$		20	
Dynamic resistance ¹⁾	R_{DYN}	Ω			0.6	
Clamping voltage ²⁾	V_{CL}	V	$V_{ESD} = 8kV$		20	
Clamping voltage ³⁾	V_{CL}	V	$I_{PP} = 1A, t_p = 8/20\mu s$		10.5	12
		V	$I_{PP} = 3.5A, t_p = 8/20\mu s$		14.5	16
Junction capacitance	C_J	pF	$V_R = 0V, f = 1MHz$		0.3	0.5

Notes:

- (1). TLP parameter: $Z_0 = 50\Omega, t_p = 100ns, t_r = 2ns$, averaging window from 60ns to 80ns. R_{DYN} is calculated from 4A to 16A.
- (2). Contact discharge mode, according to IEC61000-4-2.
- (3). Non-repetitive current pulse, according to IEC61000-4-5.

■Ordering Information (Example)

PREFERRED P/N	PACKING CODE	UNIT WEIGHT(mg)	MINIMUM PACKAGE(pcs)	INNER BOX QUANTITY(pcs)	OUTER CARTON QUANTITY(pcs)	DELIVERY MODE
ESDSL5V5LBS1	F1	Approximate 0.9	10000	100000	400000	7" reel



ESDLC5V5LBS1

■ Characteristics (Typical)

Fig.1 8/20 μ s waveform per IEC61000-4-5

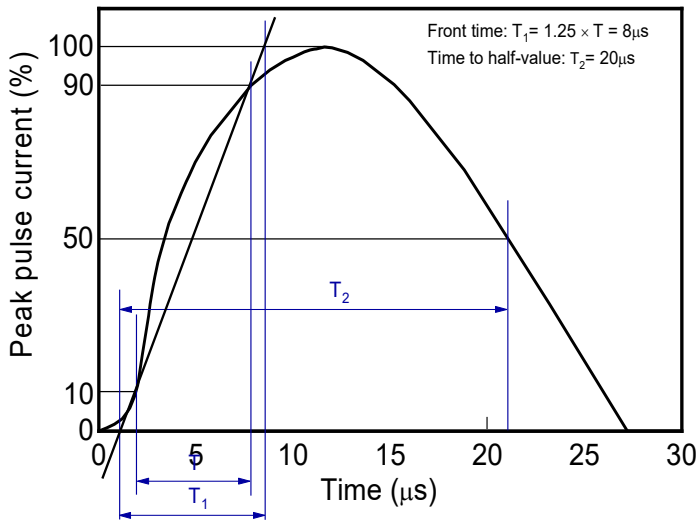


Fig.2 Contact discharge current waveform per IEC61000-4-2

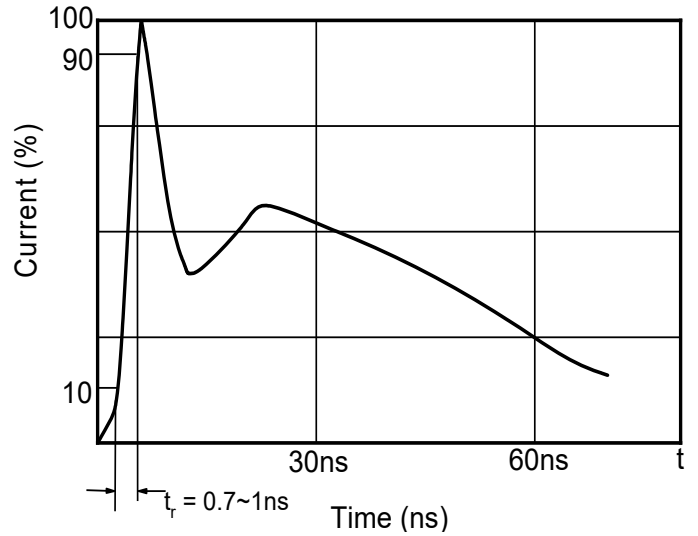


Fig.3 Clamping voltage vs. Peak pulse current

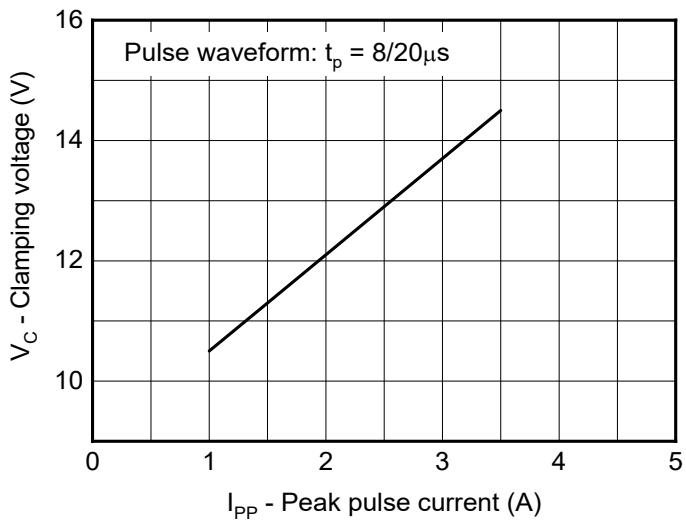


Fig.4 Capacitance vs. Reverse voltage

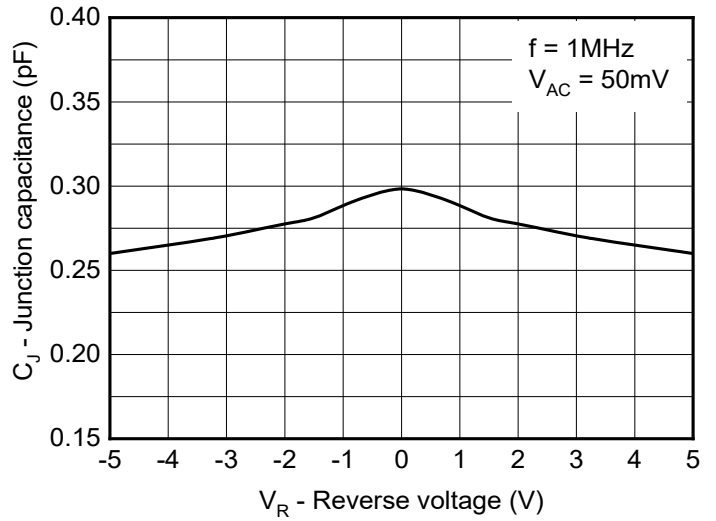


Fig.5 Non-repetitive peak pulse power vs. Pulse time

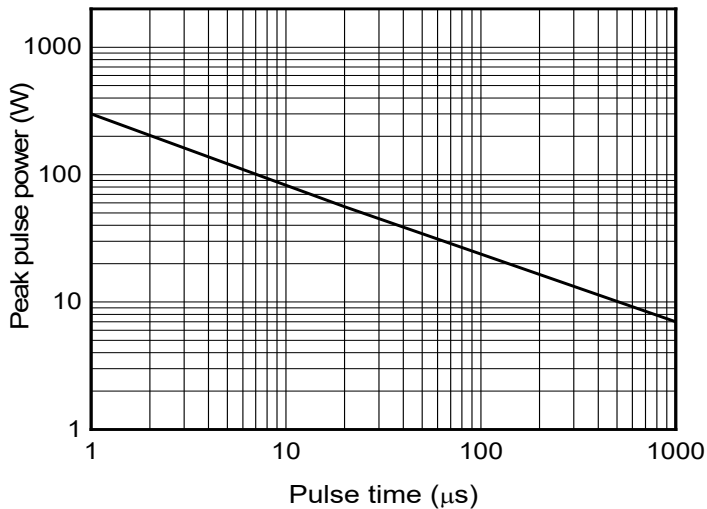
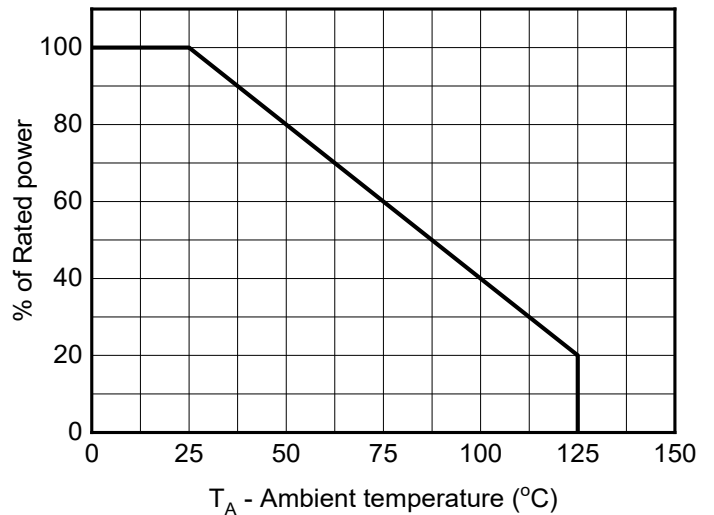


Fig.6 Power derating vs. Ambient temperature





ESDSL5V5LBS1

Fig.7 ESD clamping
(+8kV contact discharge per IEC61000-4-2)

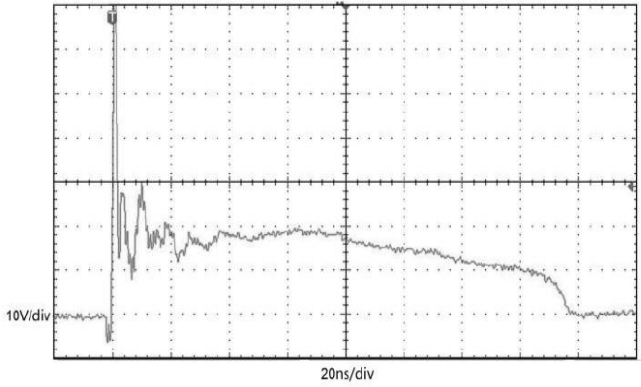


Fig.8 ESD clamping
(-8kV contact discharge per IEC61000-4-2)

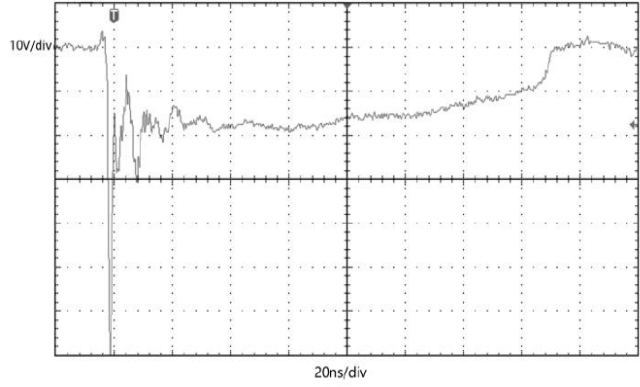
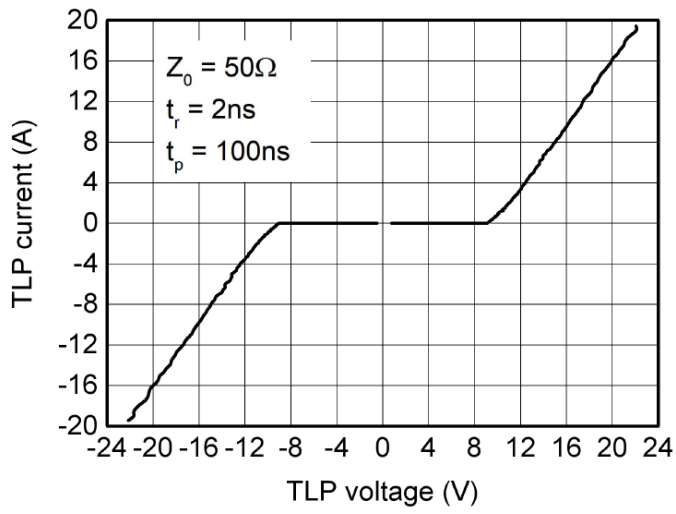


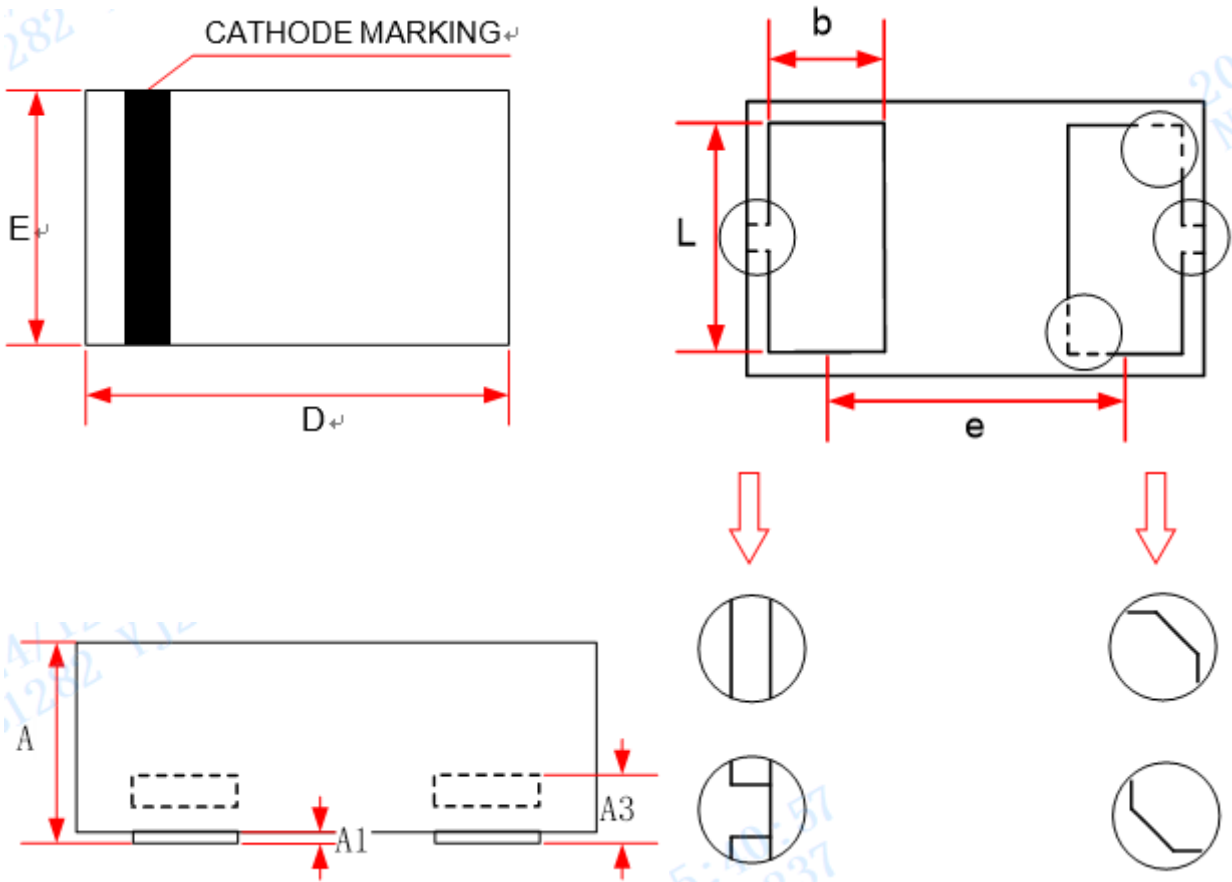
Fig.9 TLP Measurement





ESDSL5V5LBS1

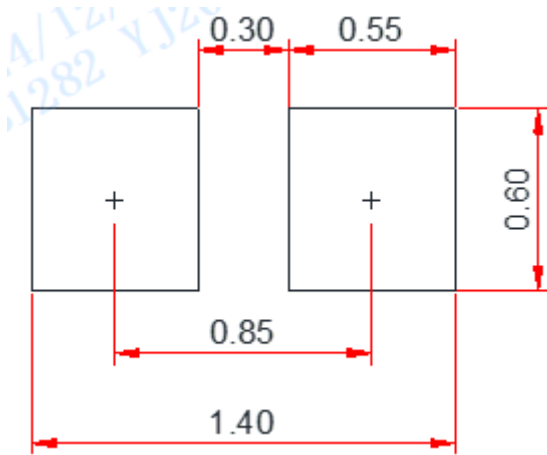
■ Outline Dimensions



Symbol	Dimensions in Millimeters		
	Min.	Typ.	Max.
A	0.340	-	0.550
A1	0.000	0.020	0.050
A3	0.125 Ref.		
D	0.950	1.000	1.080
E	0.550	0.600	0.680
b	0.200	0.250	0.300
L	0.450	0.500	0.550
e	0.650 BSC		



■ Recommended PCB Layout



Notes:

This recommended land pattern is for reference purposes only. Please consult your manufacturing group to ensure your PCB design guidelines are met

Unit:mm



Disclaimer

The information presented in this document is for reference only. Yangzhou Yangjie Electronic Technology Co., Ltd. reserves the right to make changes without notice for the specification of the products displayed herein to improve reliability, function or design or otherwise.

The product listed herein is designed to be used with ordinary electronic equipment or devices, and not designed to be used with equipment or devices which require high level of reliability and the malfunction of which would directly endanger human life (such as medical instruments, transportation equipment, aerospace machinery, nuclear-reactor controllers, fuel controllers and other safety devices), Yangjie or anyone on its behalf, assumes no responsibility or liability for any damages resulting from such improper use of sale.

This publication supersedes & replaces all information previously supplied. For additional information, please visit our website [http:// www.21yangjie.com](http://www.21yangjie.com) , or consult your nearest Yangjie's sales office for further assistance.